



Yosemite Guestbook

To make your visit even more enjoyable, we put together this list of useful information so that you can make the most out of your AutoCamp adventure.

Let us know if there is anything we can do to make your stay more memorable.

AUTOCAMP
YOSEMITE



TABLE OF CONTENTS

HOW TO VIDEOS

THE ESSENTIALS

GUEST SERVICES

AIRSTREAM SUITE

ACCESSIBLE & VISTA SUITE

LUXURY TENT

CABIN

LEAVE NO TRACE

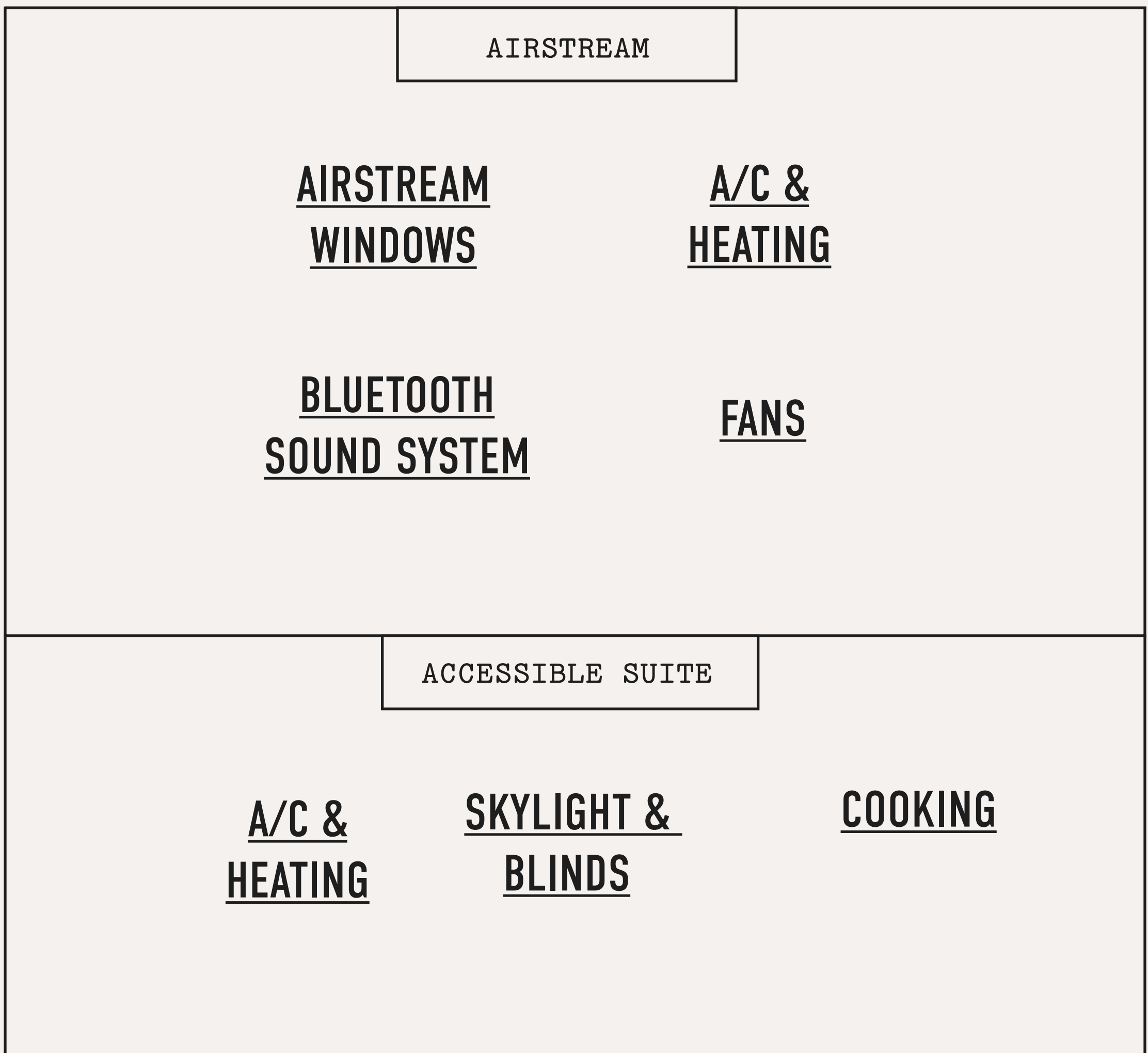
EMERGENCY

LOCAL ATTRACTIONS



HOW TO VIDEOS

Details on how to best work your Airstream, open the windows, and more — watch our videos below on some of our most commonly asked questions.



THE ESSENTIALS

If you have any questions during your stay,
call or text the number below .

WIFI NETWORK	AUTOCAMP
FRONT DESK PHONE	(209) 286-0121
ADDRESS	6323 CA-140 Midpines, CA 95345
CHECK IN	4:00 PM
CHECK OUT	10:00 AM
QUIET HOURS	10pm-8am
EMAIL	yosemite@autocamp.com
FIRE, POLICE & MEDICAL	Call 9-1-1

Incidentals

Your credit card will be pre-authorized for in-room incidentals prior to check in. Upon your departure, any room incidental charges—such as General Store purchases, food & beverage items or any damaged or missing items from your suite—will be billed to your credit card on file.

Smoking

AutoCamp is a non-smoking property. Smoking inside your suite will result in a minimum cleaning fee of \$350. The non-smoking policy refers to tobacco, cannabis, e-cigarettes, and burning of candles or incense.

Security & Safety

Management is not responsible for lost, stolen, or damaged articles. Please report any problems with your suite to an AutoCamp team member immediately.

“With an eye made quiet by the power of harmony,
and the deep power of joy, we see into the life of
things.”

WILLIAM WORDSWORTH

Good Neighbor Policy

The design of AutoCamp fosters a community experience between guests. Because of this, please be courteous to other guests around you and adhere to quiet hours.

Amplified music is not allowed.

Dog Policy

Dogs are welcome at AutoCamp for an additional fee of \$75.00 per stay (maximum two dogs). Not all AutoCamp suites are dog friendly, and you must call the property to receive prior approval.

- Dogs must be kept on a maximum 6-foot leash at all times and may not be left unattended. Please keep your furry companions safety in mind.
- Guests are responsible for cleaning up after their dog. Dispose of dog waste in one of the dog receptacles.
- AutoCamp is not responsible for and will hold owner accountable for any injury or damage caused by your dog.

Kid's Code

We welcome kids of all ages to AutoCamp. We ask that parents watch their children at all times and ensure that they are complying with our quiet hours, policies, and privacy rules.

Parking

There is one parking space available per suite. You'll receive a parking pass at check-in to place on your dash. If you have more than one car, please see the front desk for alternate parking arrangements. If you have an electric vehicle, please help us help other EV owners and keep charging to a 2 hour minimum.

Guests & Visitors

You may have visitors come to AutoCamp during daytime hours. All guests must check in at the Clubhouse. Guests that are not part of your reservation may not stay on property overnight.

Outdoor Cooking

Your suite is equipped with dinnerware and BBQ tools, and cabins have a kitchenette. We recommend cooking with single use charcoal bags or compressed logs, available for purchase in the General Store, for best results.

Wildlife & Bugs

AutoCamp brings us all closer to nature. Deer, raccoons, squirrels, turkeys, coyotes, bugs and even bears are all part of being in the Sierras. We ask that you not leave food or trash outdoors overnight, and that all trash is thrown away in covered receptacles provided around the property. If you encounter wildlife on property, do not approach or feed them.

Wood Burning

Fire starter kits and compressed logs can be purchased in the Clubhouse.

Please respect Spare the Air days by refraining from building campfires. We welcome you to join one of our community fire pits on these days.

GUEST SERVICES

Learn about all the amenities that
AutoCamp has to offer




Concierge

The AutoCamp team is happy to assist you with planning your adventures in Yosemite National Park, Mariposa, and beyond. Head to the Clubhouse and pick up a list of our favorite local restaurants and bars, hiking trails, and sites to see in Yosemite.

General Store

The General Store is located inside the Clubhouse. Here, you'll find a variety of artisanal snacks, beverages, barbecue kits, AutoCamp apparel, souvenirs, extra fire starter kits, and ice.

SHOP HOURS: 24 HOURS



Breakfast & Coffee

Each morning, join us in the Clubhouse for complimentary coffee, tea, and granola. There is also a selection of coffee and tea in your suite should you want to sleep in.

Bicycles

A limited number of complimentary mountain bikes are available for day use on a first-come, first-serve basis. Helmets and locks are provided. If you'd like to check out a bike, please see an AutoCamp team member in the Clubhouse.

Board Games & Lawn Games

The Clubhouse and surrounding areas are stocked with a variety of classic board games and lawn games. All games are available on a first-come, first-serve basis.

Clubhouse Restrooms


Restrooms and showers are located in the Clubhouse. The showers are stocked with Ursa Major bath amenities as well as hair dryers. There are additional restrooms located on property.

AIRSTREAM SUITES

Have questions about your Airstream?



Airstream Windows



Airstream windows can often stick and may be difficult to open. Please open windows carefully to prevent damage, and never force your window open or closed. Window breakage may occur. Please see an AutoCamp team member if you need assistance.

[WATCH VIDEO](#)


Fans



There is a fan in your suite bathroom. Your fan should remain in the **ON** position at all times. Fans will not operate and will close automatically if it's raining or if there is heavy dew.

[WATCH VIDEO](#)


Wall Heaters



To operate your wall heaters, simply turn the thermostat dial to your desired temperature. On those chilly nights, we suggest closing the bedroom door with the heater kept on for the most warmth.

[WATCH VIDEO](#)

Galley Heating and Air Conditioning



If your Airstream comes equipped with an air conditioning / heater unit on your galley wall, locate the white remote. For heating, press the orange button to turn it on. Press the mode button until the remote reads "heat". Adjust the up and down arrows to select your desired temperature.

For air conditioning, press the orange button to turn it on. Press the mode button until the remote reads "cool". Adjust the up and down arrows to select your desired temperature.

[WATCH VIDEO](#)

Bluetooth Sound System



Each suite is equipped with a multi-device charging station and Bluetooth controls for playing media from your wireless device. To pair your device, locate the controls next to your sofa. Turn on the power switch and press the pairing button on the top left. You'll see a flashing blue light indicating that the system is ready to pair with your device. In the Bluetooth settings on your device, select "pyle in wall". Adjust the volume and you're all set.

[WATCH VIDEO](#)

ACCESSIBLE SUITES AND X SUITES

Have questions about your suite?




Air Conditioning & Heating



For air conditioning, locate the digital thermostat on the wall next to the door. To operate the thermostat, press the POWER button once to “wake it up”. Then press the PROGRAM button. Press the MODE button to change the setting to COOL for Air Conditioning. Adjust the temperature with the up and down arrows to your desired level. To turn off the air conditioning, simply press the power button.

[WATCH VIDEO](#)


Wall Heaters



To operate your wall heaters, simply turn the thermostat dial to your desired temperature.

WATCH VIDEO


Skylight & Blinds



Your shades are controlled by the black remote in your bedroom, and your skylight is controlled by the white remote.

[WATCH VIDEO](#)

Cooking

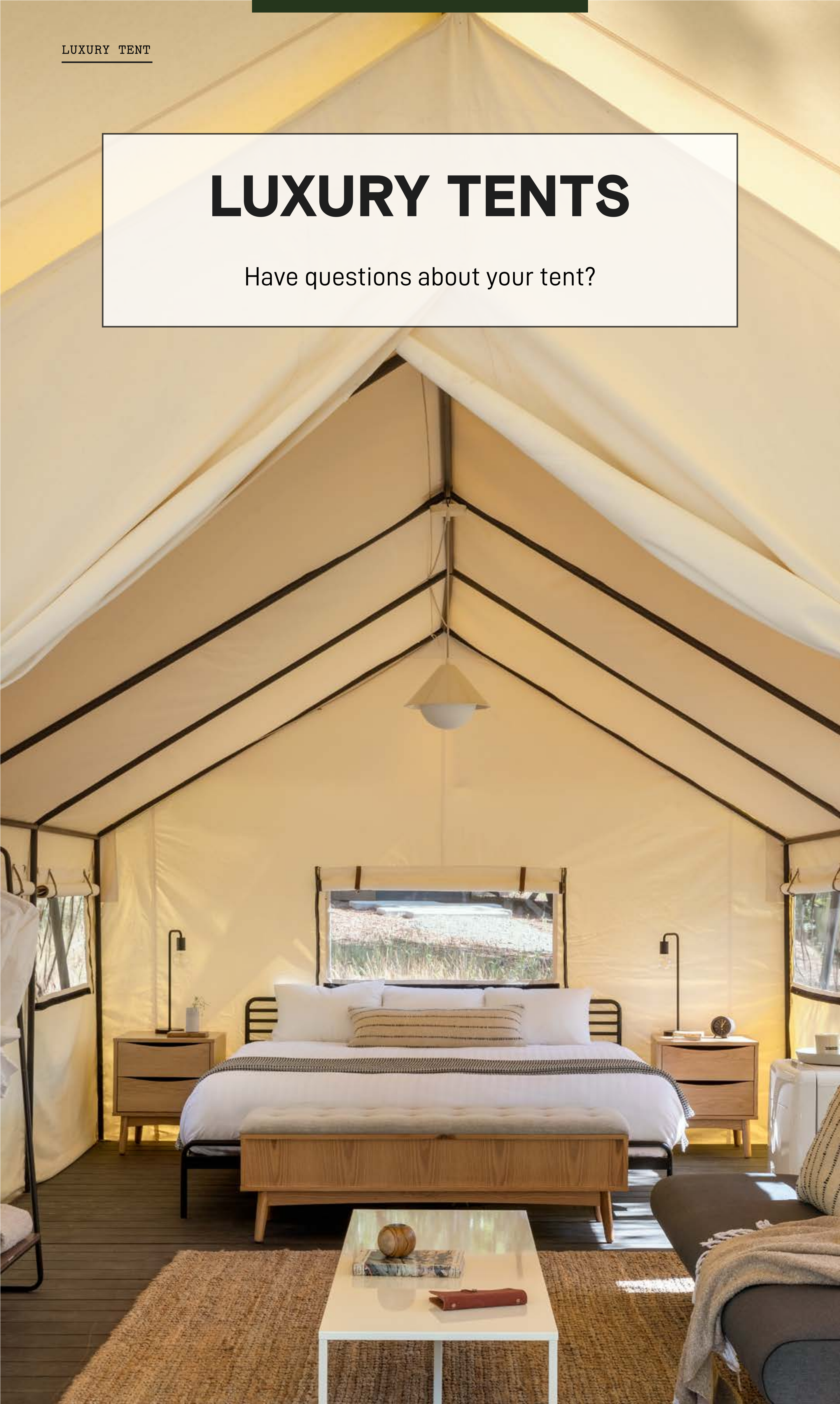


To operate the stove, unlock the burner by pressing the lock button on the left until the red light turns off. Place your pot on the burner, and press the power button on the right until the red light turns on. Then, choose your heat setting with the plus and minus buttons.

[WATCH VIDEO](#)

LUXURY TENTS

Have questions about your tent?



Food Storage

Your tent is equipped with a mini fridge to store food. Bagged ice is available for purchase at the General Store. Please be sure all food is stored and inside your tent when not in use, and zip your tent closed when leaving.

Clubhouse Restrooms

Tent guests are welcome to use the restrooms and showers located in the Clubhouse, which are open 24 hours a day. Please bring your towel and robe from your tent with you.

Heating and Cooling

Each tent is outfitted with several windows, a heater and fan, and a heated blanket.

CABINS

Have questions about your cabin?

Cooking in the Cabin

The Cabin Suite includes a gas stovetop for cooking, a full sized refrigerator as well as a fire pit with grill.

Air Conditioning and Heating

To operate the thermostat, press the large button once to “wake up” the thermostat. Use the large button to change setting to FAN or COOL for A/C, or HEAT. Adjust the temperature with the up and down arrows. To turn off, click the large button until the display shows OFF.

LEAVE NO TRACE

We believe in leaving our earth better than we found it.

Help us reduce our impact by following these

Leave No Trace principles:

Plan ahead and prepare.

Travel and camp on durable surfaces.

Dispose of waste properly.

Leave what you find.

Minimize campfire impacts (be careful with fire).

Respect wildlife.

Be considerate of other visitors.

Interested in learning more about Leave No Trace?

Visit [lnt.org](https://www.lnt.org) or ask any AutoCamp Team Member.

EMERGENCY

AutoCamp team members are onsite 24 hours a day.

Visit the front desk if you have any issues.

Fire Safety

There is a fire extinguisher located in both inside in your suite and outside on your patio. In case of fire, please use your extinguisher and notify an AutoCamp team member immediately.

Suite Security

Make sure your suite door is tightly shut and locked when you leave. Don't forget to bring your key with you.

Never leave fires unattended.

Always put out fires before going to sleep.

Always keep a water bucket or fire extinguisher nearby when making a fire.

Keep flames low and remain at a safe distance from the fire.

LOCAL RECOMMENDATIONS

WHERE TO EAT AND DRINK

JUNE BUG CAFE

yosemitebug.com/cafe

Daily changing fare and
homemade pies

SAVOURY'S RESTAURANT

yelp.com/biz/savourys

Fine dining, Mariposa style

HIGH COUNTRY CAFE

highcountryhealthfoods.com

Health foods, organic deli,
picnic fixings

CHARLES STREET DINNER HOUSE

charlesstreetdinnerhouse.com

Steaks, seafood and other
classics

STICKS COFFEE

yelp.com/biz/sticks

Small batch coffee roasted
out in the sticks

THE ALLEY

thealleylounge.com

Local curated beers and
secret pizza menu

SIERRA CIDER TASTING ROOM & ORCHARD

sierracider.com

Cider tasting room in
Sierra foothills

THE GROVE HOUSE

thegrovehousemariposa.com

Good selection of beer served
alongside live music

1850 RESTAURANT

1850restaurant.com

Hand-cut steaks, burgers &
fried chicken plus beer & wine
in a wood-lined space with
vintage decor.

LOCAL RECOMMENDATIONS

EXPERIENCES AND ACTIVITIES

YOSEMITE INFORMATION

yosemite.com

Your best resource for all things Yosemite

YOSEMITE TRAILS

yosemitetrails.com

Ride horseback throughout Yosemite

ZEPHYR WHITEWATER RAFTING (SEASONAL)

zrafting.com

Explore the Merced River

WILDLAND TREKKING

wildlandtrekking.com

Unforgettable hiking vacations

YOSEMITE OUTFITTERS


yosemite-outfitters.com

Passion for fly fishing and the outdoors

SHOW OFF YOUR TRIP

There are many iconic spots at our Yosemite location.

Take a photo in one of these scenic locations and tag **@autocamp** for a chance to win giveaways, receive shout-outs, and be part of our “This Week at AutoCamp” series.





Enjoy your Stay at AutoCamp Yosemite

Let us know if there is anything we can do
to make your stay more memorable.

AUTOCAMP

YOSEMITE