



Sonoma Guestbook

To make your visit even more enjoyable, we put together this list of useful information so that you can make the most out of your AutoCamp adventure.

Let us know if there is anything we can do to make your stay more memorable.

AUTOCAMP
SONOMA



TABLE OF CONTENTS

HOW TO VIDEOS

THE ESSENTIALS

GUEST SERVICES

AIRSTREAM SUITE

ACCESSIBLE SUITE

LUXURY TENT

LEAVE NO TRACE

EMERGENCY

LOCAL RECOMMENDATIONS



HOW TO VIDEOS

Details on how to best work your Airstream, open the windows, and more — watch our videos below on some of our most commonly asked questions.

	AIRSTREAM	
<u>AIRSTREAM WINDOWS</u>		<u>FANS</u>
<u>BLUETOOTH SOUND SYSTEM</u>		<u>A/C & HEATING</u>
	X SUITE	
<u>SKYLIGHTS AND BLINDS</u>		<u>A/C & HEATING</u>
	<u>COOKING</u>	

THE ESSENTIALS

If you have any questions during your stay,
call or text the number below .

WIFI NETWORK	AUTOCAMP
FRONT DESK PHONE	(707) 604-6103
ADDRESS	14120 Old Cazadero Rd, Guerneville, CA 95446
CHECK IN	4:00 PM
CHECK OUT	10:00 AM
QUIET HOURS	10pm-8am nightly
EMAIL	sonoma@autocamp.com
FIRE, POLICE & MEDICAL	Call 9-1-1

Incidentals

Your credit card was pre-authorized for in-room incidentals at check in. Upon your departure, any room incidental charges—such as any damaged or missing items from your suite—will be billed to your credit card on file.

Smoking

AutoCamp is a non-smoking property. Smoking inside your accommodation will result in a minimum cleaning fee of \$350. The non-smoking policy refers to tobacco, cannabis, e-cigarettes, and burning of candles or incense.

Security & Safety

Management is not responsible for lost, stolen, or damaged articles. Please report any problems with your suite to an AutoCamp team member immediately.

“With an eye made quiet by the power of harmony,
and the deep power of joy, we see into the life of
things.”

WILLIAM WORDSWORTH

Good Neighbor Policy

The design of AutoCamp fosters community and a joint experience between guests. Because of this, please be courteous to other guests around you. Amplified music is not allowed.

Dog Policy

Dogs are welcome at AutoCamp for an additional fee of \$75.00 per stay (maximum two dogs). Not all AutoCamp suites are dog friendly, and you must call the property to receive prior approval.

- Dogs must be kept on a maximum 6-foot leash at all times and may not be left unattended. Please keep your furry companions safety in mind.
- Guests are responsible for cleaning up after their dog. Dispose of dog waste in one of the dog receptacles.
- AutoCamp is not responsible for and will hold owner accountable for any injury or damage caused by your dog.

Kid’s Code

We welcome kids of all ages to AutoCamp. We ask that parents watch their children at all times and ensure that they are complying with our quiet hours, policies and privacy rules.

Parking

There is one parking space available per unit. You'll receive a parking pass at check-in to place on your dashboard.

Guests & Visitors

You may have visitors come to AutoCamp during daytime hours. All guests must check in at the Clubhouse. Guests that are not part of your reservation may not stay on property overnight.

Outdoor Cooking

Your suite is equipped with dinnerware and BBQ tools, and additional cookware may be requested from the front desk. We recommend cooking with single use charcoal bags or compressed logs, available for purchase in the General Store, for best cooking results.

Wildlife & Bugs

AutoCamp brings us all closer to nature. Deer, raccoons, squirrels, and bugs are all part of being in the Redwoods. We ask that you not leave food or trash outdoors overnight, and that all trash is thrown away in covered receptacles provided around the property. If you encounter wildlife on property, do not approach or feed the animal.

Wood Burning

Due to fire regulations in the area, there is no wood or trash burning at AutoCamp.

Basketball, Tennis Courts, and Playground

There are basketball courts, tennis courts, and a playground located adjacent to the AutoCamp main gate. Basketballs and tennis equipment are available at the front desk.

Beach Towels and Umbrellas

Beach towels and a limited number of beach umbrellas are available for check-out at the front desk.

GUEST SERVICES

Learn about all the amenities that
AutoCamp has to offer



Concierge

The AutoCamp Team is happy to assist you with planning your adventures in Guerneville, Sonoma County, and beyond. Head to the Clubhouse and pick up a list of our favorite local restaurants and wineries, hiking trails, and sights to see in Sonoma County.

General Store

The General Store is located inside the Clubhouse. Here, you'll find a variety of artisanal snacks, beverages, AutoCamp apparel, souvenirs, extra fire starter kits, and ice.

SHOP HOURS: 7AM-10PM

ALCOHOL SALES: 8AM-10PM



Breakfast & Coffee

Each morning, join us in the Clubhouse for complimentary coffee, tea, and granola. There is also a selection of coffee and tea in your suite should you want to sleep in.

Bicycles

A limited number of complimentary cruiser bikes are available for day use on a first-come, first serve basis. Helmets and locks are provided. If you'd like to check out a bike, please see an AutoCamp Team Member in the Clubhouse.

Board Games & Lawn Games

The Clubhouse and surrounding areas are stocked with a variety of classic boardgames and lawn games. All games are available on a first-come, first-serve basis.

Clubhouse Restrooms


Restrooms and showers are located in the Clubhouse. The showers are stocked with Ursa Major bath amenities as well as hair dryers.

AIRSTREAM SUITES

Have questions about your Airstream?



Airstream Windows



Airstream windows can often stick and may be difficult to open. Please open windows carefully to prevent damage, and never force your window open or closed. Window breakage may occur. Please see an AutoCamp team member if you need assistance.

WATCH VIDEO


Fans



There is a fan in your suite bathroom. Your fan should remain in the **ON** position at all times. Fans will not operate and will close automatically if it's raining or if there is heavy dew.

WATCH VIDEO

Galley Air Conditioning



For air conditioning, locate the digital thermostat on the wall next to the kitchen sink. To operate the thermostat, press the POWER button once to “wake it up”. Then press the PROGRAM button. Press the MODE button to change the setting to COOL for air conditioning. Adjust the temperature with the up and down arrows to your desired level. To turn off the air conditioning, simply press the power button.

WATCH VIDEO

Wall Heaters



To operate your wall heaters, simply turn the thermostat dial to your desired temperature. On those chilly nights, we suggest closing the bedroom door with the heater kept on for the most warmth.

WATCH VIDEO

Bluetooth Sound System

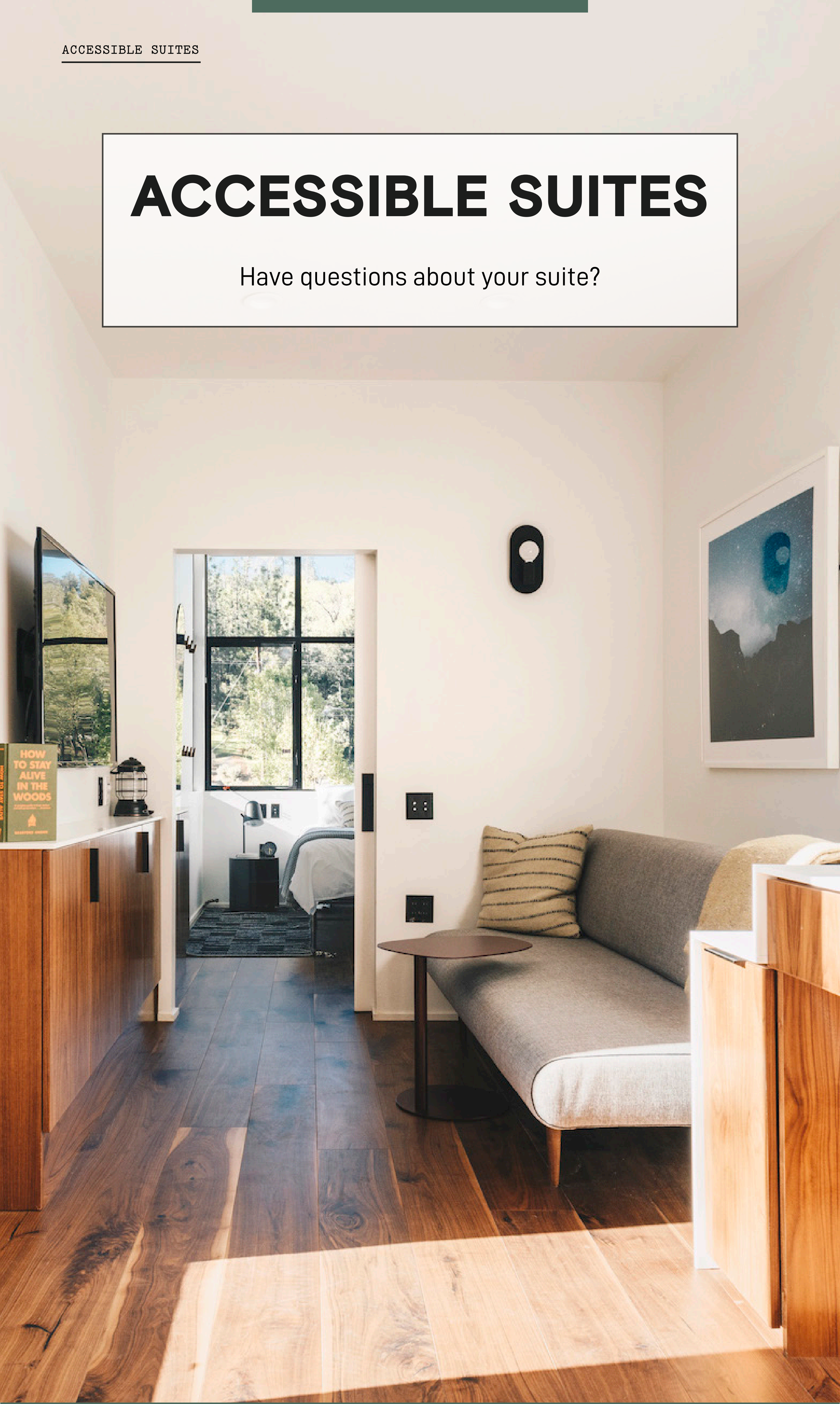


Each suite is equipped with a multi-device charging station and Bluetooth controls for playing media from your wireless device. To pair your device, locate the controls next to your sofa. Turn on the power switch and press the pairing button on the top left. You'll see a flashing blue light indicating that the system is ready to pair with your device. In the Bluetooth settings on your device, select "pyle in wall". Adjust the volume and you're all set.


WATCH VIDEO

ACCESSIBLE SUITES

Have questions about your suite?




Air Conditioning & Heating



For air conditioning, locate the digital thermostat on the wall next to the door. To operate the thermostat, press the POWER button once to “wake it up”. Then press the PROGRAM button. Press the MODE button to change the setting to COOL for Air Conditioning. Adjust the temperature with the up and down arrows to your desired level. To turn off the air conditioning, simply press the power button.

WATCH VIDEO

Skylight & Blinds



Your shades are controlled by the black remote in your bedroom, and your skylight is controlled by the white remote.

WATCH VIDEO

Cooking



To operate the stove, unlock the burner by pressing the lock button on the left until the red light turns off. Place your pot on the burner, and press the power button on the right until the red light turns on. Then, choose your heat setting with the plus and minus buttons.

WATCH VIDEO

LUXURY TENTS

Have questions about your tent?

Food Storage

Your tent is equipped with an ice chest to store food. Bagged ice is available for purchase at the General Store. Please be sure all food is stored and inside your tent when not in use, and zip your tent closed when leaving.

Clubhouse Restrooms

Tent guests are welcome to use the restrooms and showers located in the Clubhouse, which are open 24 hours a day. Please bring your towel and robe from your tent with you.

Heating and Cooling

Each tent is outfitted with several windows, a fan, and heated blankets.

Dogs

The Luxury Tents are not dog-friendly.

Power/Electrical

There is a power strip to provide electricity near your head-board.

Sink in Clubhouse for Tents

Use the bar sink in the Clubhouse to rinse out and clean dishes. There is dish soap and a sponge at the sink for your convenience.

LEAVE NO TRACE

We believe in leaving our earth better than we found it.
Help us reduce our impact by following these
Leave No Trace principles:

Plan ahead and prepare.
Travel and camp on durable surfaces.
Dispose of waste properly.
Leave what you find.
Minimize campfire impacts (be careful with fire).
Respect wildlife.
Be considerate of other visitors.

Interested in learning more about Leave No Trace?
Visit [lnt.org](https://www.lnt.org) or ask any AutoCamp Team Member.

EMERGENCY

AutoCamp team members are onsite Mon - Thurs until 10pm and Fri - Sun until 12am. Please visit the front desk if you have any issues.

If you have an emergency, please call our after hours emergency number at 707-380-8802.

Fire Safety

There is a fire extinguisher located in your Airstream suite. In case of fire, please use your extinguisher and notify an AutoCamp team member immediately.

Suite Security

Make sure your suite door is tightly shut and locked when you leave.

Never leave fires unattended.

Always put out fires before going to sleep.

Always keep a water bucket or fire extinguisher nearby when making a fire.

Keep flames low and remain at a safe distance from the fire.

LOCAL RECOMMENDATIONS

WHERE TO EAT AND DRINK

BOON EAT + DRINK

eatatboon.com

Hip & bustling scene featuring organic, seasonal Californian cuisine, plus local microbrews & wines.

MAIN STREET BISTRO & CABARET

mainststation.com

Seasonal Italian dishes offered in a cozy venue featuring live acoustic music from cabaret to jazz.

BIG BOTTOM MARKET

bigbottommarket.com

Rustic-chic shop featuring light New American fare, craft coffee, gourmet foods & wine.

NIMBLE & FINN'S

nimbleandfinns.com

Artisanal ice cream handmade in small batches using the finest local produce and organic dairy.

STUMPTOWN BREWERY

stumptown.com

Laid-back, wood-paneled brewpub with a roomy deck serving burgers, sandwiches & local craft beer.

LOCAL RECOMMENDATIONS

EXPERIENCES AND ACTIVITIES

EXPLORE THE BEST OF
SONOMA COUNTY WINERIES

wineroad.com

KAYAK DOWN THE
RUSSIAN RIVER

kingsrussianriver.wixsite.com

EXPLORE THE WILDS OF
SONOMA COAST STATE PARK

parks.ca.gov

TAKE A DRIVE DOWN THE
BOHEMIAN HIGHWAY

sonomacounty.com

STRIKE A YOGA POSE AT
AUTOCAMP SONOMA

autocamp.com/experience/yoga

SHOW OFF YOUR TRIP

There are many iconic spots at our Sonoma location. Take a photo in one of these scenic locations and tag **@autocamp** for a chance to win giveaways, receive shout-outs, and be part of our “This Week at AutoCamp” series.





Enjoy your Stay at AutoCamp Sonoma

Let us know if there is anything we can do
to make your stay more memorable.

AUTOCAMP
SONOMA