



Catskills Guestbook

To make your visit even more enjoyable, we put together this list of useful information so that you can make the most out of your AutoCamp adventure.

Let us know if there is anything we can do to make your stay more memorable.

A U T O C A M P
C A T S K I L L S





TABLE OF CONTENTS

HOW TO VIDEOS

THE ESSENTIALS

GUEST SERVICES

AIRSTREAM SUITE

ACCESSIBLE SUITE

LUXURY TENT AND BASECAMP SUITES

LEAVE NO TRACE

EMERGENCY

LOCAL ATTRACTIONS



HOW TO VIDEOS

Details on how to best work your Airstream, open the windows, and more — watch our videos below on some of our most commonly asked questions.

AIRSTREAM	
<u>AIRSTREAM WINDOWS</u>	<u>BLUETOOTH SOUND SYSTEM</u>
<u>FANS</u>	<u>A/C & HEATING</u>
X SUITES & ACCESSIBLE SUITES	
<u>A/C & HEATING</u>	<u>SKYLIGHT & BLINDS</u>
<u>COOKING</u>	<u>BLUETOOTH SOUND SYSTEM</u>

THE ESSENTIALS

If you have any questions during your stay,
call or text the number below .

WIFI NETWORK	AUTOCAMP
FRONT DESK PHONE	845-247-3098
ADDRESS	882 NY-212 Saugerties, NY, 12477
CHECK IN	4:00 PM
CHECK OUT	10:00 AM
QUIET HOURS	10pm-8am nightly
EMAIL	catskills@autocamp.com
FIRE, POLICE & MEDICAL	Call 9-1-1

Incidentals

Your credit card was pre-authorized \$150 for in-room incidentals at check-in. Upon your departure, any room incidental charges—as well as the cost of any damaged or missing items from your suite, including bath amenities, outdoor furniture, and kitchenware—will be billed to your credit card on file.

Smoking

AutoCamp is a non-smoking property. If you smoke inside your accommodation, you will be charged a minimum cleaning fee of \$350. Due to fire dangers, anyone found smoking on property may be asked to check out. The non-smoking policy refers to cigarettes, cigars, cannabis, e-cigarettes, and burning of candles or incense.

Security & Safety

Management is not responsible for lost, stolen, or damaged articles. Please report any problems with your suite to an AutoCamp team member immediately. We adhere to all state, county and local laws.

Good Neighbor Policy

The design of AutoCamp fosters a community experience between guests. Because of this, please be courteous to other guests around you. Loud, objectionable noise is not allowed at any time, nor is amplified music allowed. Profanity and violence will not be tolerated. Inconsiderate guests will be asked to leave without refund.

Dog Policy

Dogs are welcome at AutoCamp for an additional fee of \$75.00 per stay (maximum two dogs).

- Not all AutoCamp suites are dog friendly, and you must call the property to receive prior approval.
- Dogs must be kept on a maximum 6-foot leash at all times and may not be left unattended.
- Guest are responsible for cleaning up after their dog. Dispose of dog waste in one of the dog receptacles. AutoCamp is not responsible for and will hold owner accountable for any injury or damage caused by your dog.

Kid’s Code

We welcome kids of all ages to AutoCamp. We ask that parents hold their children to high standards of behavior and respect for other guests. We ask that parents watch their children at all times and ensure that they are complying with our quiet hours, behavior policies, and privacy rules.

Parking

There is one parking space available per suite. Parking is available in front of the Clubhouse and wagons are provided to cart your luggage to your suite. . If you have more than one car, please see the front desk for alternate parking arrangements.

Guests & Visitors

You may have visitors come to AutoCamp during daytime hours. **All guests must sign-in at the Clubhouse.** Guests that are not part of your reservation may not stay on property overnight.

Outdoor Cooking

Your suite is equipped with BBQ tools and basic cookware, and Cabins have a kitchenette. Each suite is gifted 2 logs and a firestarter to help start your own fire. Firewood Bundles are available for purchase at the General Store.

Wildlife & Bugs

AutoCamp brings us all closer to nature. Deer, raccoons, squirrels, turkeys, coyotes, mosquitos, foxes and ticks are all part of being in nature. We ask that you not leave food or trash outdoors overnight and that all trash is thrown away in covered receptacles provided around the property. If you encounter wildlife on property, do not approach or feed them.

Wood Burning

Please do not gather wood from the surrounding area to use as fuel. Firewood Bundles for campfires is available in the General Store. Should weather conditions require us to temporarily ban campfires, we would welcome you to enjoy one of our community fire pits.

GUEST SERVICES

Learn about all the amenities that
AutoCamp has to offer



Concierge

The AutoCamp Team is happy to assist you with planning your adventures in the Catskills. Head to the Clubhouse and pick up a list of our favorite local restaurants and wineries, hiking trails, and sites to see.

General Store

The General Store is located inside the Clubhouse. Here, you'll find a variety of artisanal snacks, beverages, barbecue kits, AutoCamp apparel, souvenirs, extra fire starter kits, and ice.

SHOP HOURS: 24 HOURS



Breakfast & Coffee

Each morning, join us in the Clubhouse for complimentary coffee, tea, and granola from 7-11amam. There is also a selection of coffee and tea in your suite should you want to sleep in.

Bicycles

A limited number of complimentary mountain bikes are available for day use on a first-come, first-serve basis. Helmets and locks are provided. If you'd like to check out a bike, please see an AutoCamp team member in the Clubhouse.

Board Games & Lawn Games

The Clubhouse and surrounding areas are stocked with a variety of classic board games and lawn games. All games are available on a first-come, first-serve basis.

Clubhouse Restrooms

Restrooms are located in the Clubhouse. Luxury Tent guests may use our Clubhouse showers during their stay. Our showers are stocked with Ursa Major organic bath products, towels, and hair dryers.

AIRSTREAM SUITES

Have questions about your Airstream?



Airstream Windows



Airstream windows can often stick and may be difficult to open. Please open windows carefully to prevent damage, and never force your window open or closed. Window breakage may occur. Please see an AutoCamp team member if you need assistance.

WATCH VIDEO

Fans



There is a fan in your suite bathroom. We suggest turning your fan on when you are running the shower. Fans will not operate and will close automatically if it's raining or if there is heavy dew.

Wall Heaters & Galley Air Conditioning




For heating - use the wall heaters to the left of the front door and in the bedroom.

For air conditioning - press the large button on the thermostat once to wake it up, then use the large button to change the setting to cool, adjusting the temperature with the up and down arrows. To turn it off, click the large button until the display shows off.

WATCH VIDEO

Galley Heating and Air Conditioning




If you do not have wall heaters, your thermostat is located by the kitchen sink. **For heating**, press the system button until it says heat, then press the mode button until it says heat and gas, then adjust the temperature to your desired level. Please do not set temperature above 73 on heat / gas.

For air conditioning, press the system button until it says cool. Then press the mode button until you see the snowflake symbol. Adjust the temperature to your desired level. No lower than 68 degrees ❄

WATCH VIDEO

Bluetooth Sound System

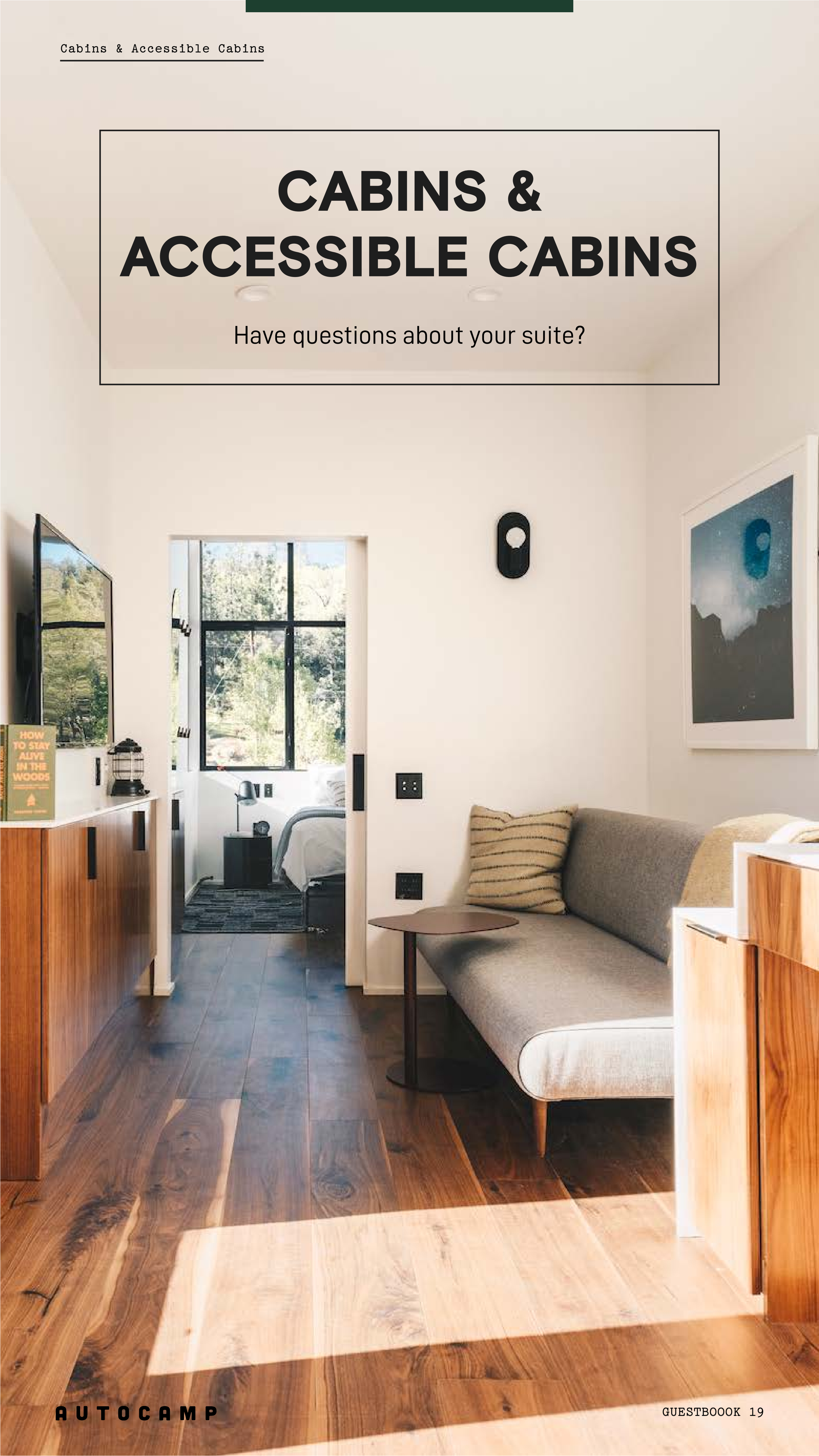


Each suite is equipped with a multi-device charging station and Bluetooth controls for playing media from your wireless device. To pair your device, locate the controls next to your sofa. Turn on the power switch and press the pairing button on the top left. You'll see a flashing blue light indicating that the system is ready to pair with your device. In the Bluetooth settings on your device, select "pyle in wall". Adjust the volume and you're all set.

WATCH VIDEO

CABINS & ACCESSIBLE CABINS

Have questions about your suite?




Air Conditioning & Heating



To operate the thermostat, press the large button once to “wake up” the thermostat. Use the large button to change setting to FAN or COOL for A/C, or HEAT. Adjust the temperature with the up and down arrows. To turn off, click the large button until the display shows OFF.

WATCH VIDEO

Skylight & Blinds



Your blinds and skylight cover are controlled by the remote mounted on the wall near your bed.

WATCH VIDEO


Cooking



Our cabins includes an electric stovetop for cooking. Pots and Pans are located in the drawer below the stovetop.

WATCH VIDEO

Bluetooth Sound System



Each suite is equipped with a multi-device charging station and Bluetooth controls for playing media from your wireless device. To pair your device, locate the controls next to your sofa. Turn on the power switch and press the pairing button on the top left. You'll see a flashing blue light indicating that the system is ready to pair with your device. In the Bluetooth settings on your device, select "pyle in wall". Adjust the volume and you're all set.

WATCH VIDEO

LUXURY TENT & BASECAMP SUITES

Have questions about your Luxury Tent?



Food Storage

Your tent is equipped with a mini fridge to store food. Bagged ice is available for purchase at the Shop. Please be sure all food is stored and inside your tent when not in use, and zip your tent closed when leaving.

Clubhouse Restrooms

Tent guests are welcome to use the restrooms and showers located in the Clubhouse, which are open 24 hours access through back entrance door near the water refill station and restrooms. Please bring your towel from your tent with you.

Heating and Cooling

Each tent is outfitted with several windows, a heater and fan, and a heated blanket.

Power and Electricity

There is a power strip to provide electricity near your headboard.

Sink in Clubhouse for Tents

Use the sinks just outside the Clubhouse to rinse out/clean dishes. There is dish soap and a sponge at the sink for your convenience.

LEAVE NO TRACE

We believe in leaving our earth better than we found it.
Help us reduce our impact by following these
Leave No Trace principles:

Plan ahead and prepare.
Travel and camp on durable surfaces.
Dispose of waste properly.
Leave what you find.
Minimize campfire impacts (be careful with fire).
Respect wildlife.
Be considerate of other visitors.

Interested in learning more about Leave No Trace?
Visit [lnt.org](https://www.lnt.org) or ask any AutoCamp Team Member.

EMERGENCY

AutoCamp team members are onsite 24 hours a day.
Visit the front desk if you have any issues.

Fire Safety

There is a fire extinguisher located in your suite underneath the sink cabinet. In case of fire, please use your extinguisher and notify an AutoCamp team member immediately.

Suite Security

Make sure your suite door is tightly shut and locked when you leave.

Never leave fires unattended.

Always put out fires before going to sleep.

Always keep a water bucket or fire extinguisher nearby when making a fire.

Keep flames low and remain at a safe distance from the fire.

LOCAL RECOMMENDATIONS

WHERE TO EAT AND DRINK

THE DUTCH

dutchalehouse.com

SEE & BE KITCHEN

seeandbekitchen.com

SILVIA

silviawoodstockny.com

THE PINES

catskillpines.com

EARLY TERRIBLE

earlyterrible.com

LOVE BITES CAFE

lovebites.cafe

ORIOLE 9

oriole9.com

MISS LUCY'S KITCHEN

misslucyskitchen.com

CIRCLE W MARKET

circlewmarket.com

CUCINA

cucinawoodstock.com

HI LO

hilocatskill.com

YUM YUM NOODLE BAR

yumyumnoodlebar.com

GRACIE'S LUNCHEONETTE

graciestruckny.com

LOCAL RECOMMENDATIONS

EXPERIENCES AND ACTIVITIES

BEARSVILLE THEATER

LEVON HELM STUDIOS

ESOPUS CREEK

HUNTER MOUNTAIN

CATSKILLS WATERFALLS

THE STATION - WOODSTOCK

OPUS 40

RAIL EXPLORERS - THE CATSKILLS

ZIPLINE TOURS

THOMAS COLE NATIONAL HISTORIC SITE

OLANA NATION HISTORIC SITE

ASHOKAN RAIL TRAIL

LOCAL RECOMMENDATIONS

HIKES

HARDING RD TO INSPIRATION POINT

KAATERSKILL FALLS

NORTH POINT / STOPPEL POINT – REMAINS OF A PLANE CRASH

OVERLOOK MOUNTAIN – ABANDONED HOTEL, FIRE TOWER

HUCKLEBERRY POINT TRAIL

ECHO LAKE TRAIL

PECOY NOTCH TRAIL

MOUNTAIN BIKING

ROUND TOP

HATHAWAY TRAILS

COLONIAL TRAILS


ELM RIDGE

JOCKEY HILL / ONTEORA LAKE

SHOW OFF YOUR TRIP

There are many iconic spots at our Catskills location.

Take a photo in one of these scenic locations and tag **@autocamp** for a chance to win giveaways, receive shout-outs, and be part of our “This Week at AutoCamp” series.





Enjoy your Stay at AutoCamp Catskills

Let us know if there is anything we can do
to make your stay more memorable.

A U T O C A M P
CATSKILLS