

Joshua Tree Guestbook

To make your visit even more enjoyable, we put together this list of useful information so that you can make the most out of your AutoCamp adventure.

Let us know if there is anything we can do to make your stay more memorable.

A U T O C A M P
J O S H U A T R E E





TABLE OF CONTENTS

HOW TO VIDEOS

THE ESSENTIALS

GUEST SERVICES

AIRSTREAM SUITE

ACCESSIBLE SUITE

LEAVE NO TRACE

EMERGENCY

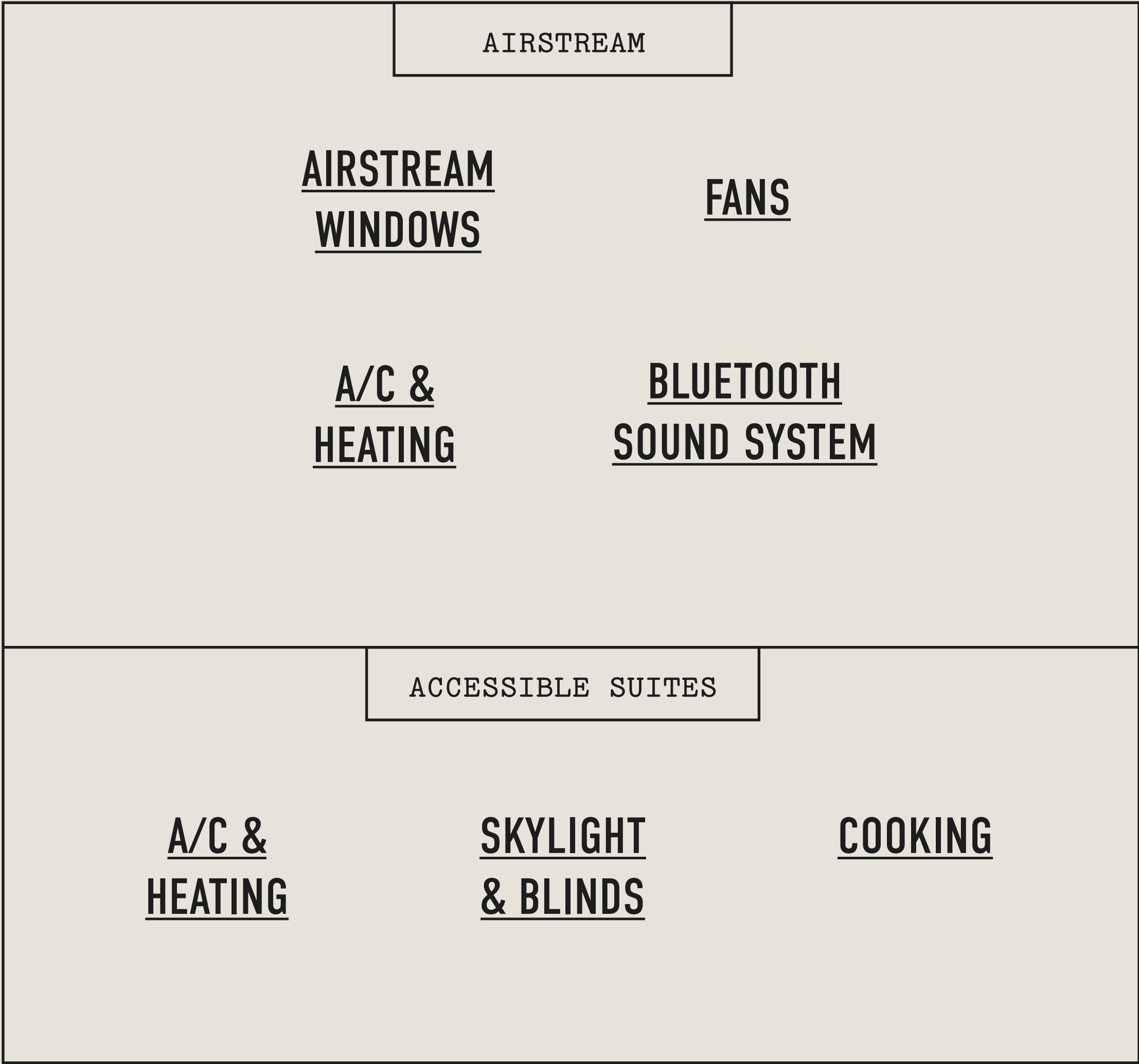
DANGERS OF THE DESERT

LOCAL ATTRACTIONS



HOW TO VIDEOS

Details on how to best work your Airstream, stay warm or cool, open the windows, and more — watch our videos below on some of our most commonly asked questions.





THE ESSENTIALS

If you have any questions during your stay,
call or text the number below.

WIFI NETWORK	AUTOCAMP
FRONT DESK PHONE	(760) 366-1215
ADDRESS	62209 Verbena Rd, Joshua Tree, CA 92252
QUIET HOURS	10pm-8am
EMAIL	joshuatree@autocamp.com
FIRE, POLICE & MEDICAL	Call 9-1-1

Incidentals

Your credit card is pre-authorized for in-room incidentals at check in. Upon your departure, any room incidental charges such as any damaged or missing items from your suite will be billed to your credit card on file.

Smoking

AutoCamp is a non-smoking property. Smoking inside your accommodation will result in a minimum cleaning fee of \$350. The non-smoking policy refers to tobacco, cannabis, e-cigarettes, and burning of candles or incense.

Security & Safety

Management is not responsible for lost, stolen, or damaged articles. Please report any problems with your suite to an AutoCamp team member immediately.

**“With an eye made quiet by the power
of harmony, and the deep power of joy,
we see into the life of things.”**

- WILLIAM WORDSWORTH

Good Neighbor Policy

The design of AutoCamp fosters a community experience between guests. Because of this, please be courteous to other guests around you and adhere to quiet hours. Amplified music is not allowed.

Dog Policy

Dogs are welcome at AutoCamp for an additional fee of \$75.00 per stay (maximum two dogs). Not all AutoCamp suites are dog friendly, and you must call the property to receive prior approval.

- **Dogs must be kept on a maximum 6-foot leash at all times and may not be left unattended.** Please keep your furry companions' safety in mind.
- **Guests are responsible for cleaning up after their dog.** Dispose of dog waste in one of the dog receptacles.
- AutoCamp is not responsible for and will hold owner accountable for any injury or damage caused by your dog.

Kid’s Code

We welcome kids of all ages to AutoCamp. We ask that parents watch their children at all times and ensure that they are complying with our quiet hours, policies, and privacy rules.

Parking

There is one parking space available per unit. You’ll receive a parking pass at check-in to place on your rear view mirror. If you have more than one car, please see the front desk for alternate parking arrangements.

Guests & Visitors

You may have visitors come to AutoCamp during daytime hours. **All guests must check in at the Clubhouse.** Guests that are not part of your reservation may not stay on property overnight unless approved by management and accompanied by an extra person fee.

Outdoor Cooking

Your suite is equipped with dinnerware and BBQ tools. We recommend cooking with compressed logs, available for purchase in the General Store, for best cooking results.

Wildlife & Bugs

AutoCamp brings us all closer to nature. Lizards, snakes, foxes, tortoises, road runners and bugs are all a part of being in Joshua Tree. **We ask that you not leave food or trash outdoors overnight, and that all trash is thrown away in covered receptacles provided around the property.** If you encounter wildlife on property, do not approach or feed the animal.

Wood Burning

Burning of firewood or trash is not allowed at AutoCamp. Please do not gather wood from the surrounding area to use as fuel. Green Mountain Firewood for campfires is available in the General Store.

Please respect Spare the Air days by refraining from building campfires. We welcome you to join one of our community fire pits on these days.



GUEST SERVICES

Learn about all the amenities that
AutoCamp has to offer



Concierge

The AutoCamp Team is happy to assist you with planning your adventures in Joshua Tree, San Bernardino County, and beyond. Head to the Clubhouse and pick up a list of our favorite local restaurants and wineries, hiking trails, and sites to see.

General Store

The General Store is located inside the Clubhouse. Here, you'll find a variety of artisanal snacks, beverages, barbecue kits, AutoCamp apparel, souvenirs, extra fire starter kits, and ice.

SHOP HOURS: 24 HOURS
ALCOHOL HOURS : 8AM-10PM



Breakfast & Coffee

Each morning, join us in the Clubhouse for complimentary coffee, tea, and granola. There is also a selection of coffee and tea in your suite should you want to sleep in.

Bicycles

A limited number of complimentary cruiser bikes are available for day use on a first-come, first-serve basis. Helmets and locks are provided. If you'd like to check out a bike, please see an AutoCamp Team Member in the Clubhouse.

Board Games & Lawn Games

The Clubhouse and surrounding areas are stocked with a variety of classic boards games and lawn games. All games are available on a first-come, first-serve basis.

Clubhouse Restrooms

Restrooms are located in the Clubhouse.

Seasonal Pool


Our seasonally heated pool is located next to the Clubhouse. Pool towels are available on the pool deck. We do not have a lifeguard on duty, so children must be accompanied by an adult at all times when enjoying the pool.

AIRSTREAM SUITES

Have questions about your Airstream?




Airstream Windows



Airstream windows can often stick and may be difficult to open. Please open windows carefully to prevent damage, and never force your window open or closed. Window breakage may occur. Please see an AutoCamp team member if you need assistance.

WATCH VIDEO

Fans



There is a fan in your suite bathroom. Your fan should remain in the **ON** position at all times. Fans will not operate and will close automatically if it's raining or if there is heavy dew.

WATCH VIDEO

Wall Heaters & Galley Air Conditioning




For heating - use the wall heaters to the left of the front door and in the bedroom

For cooling - press the large button on the thermostat once to wake it up, then use the large button to change the setting to cool, adjusting the temperature with the up and down arrows. To turn it off, click the large button until the display shows off.

WATCH VIDEO

Galley Heating and Air Conditioning




If you do not have wall heaters, your thermostat is located by the kitchen sink. **For heating**, press the system button until it says heat, then press the mode button until it says heat and gas, then adjust the temperature to your desired level.

For cooling, press the system button until it says cool. Then press the mode button until you see the snowflake symbol. Adjust the temperature to your desired level.

WATCH VIDEO

Bluetooth Sound System



Each suite is equipped with a multi-device charging station and Bluetooth controls for playing media from your wireless device. To pair your device, locate the controls next to your sofa. Turn on the power switch and press the pairing button on the top left. You'll see a flashing blue light indicating that the system is ready to pair with your device. In the Bluetooth settings on your device, select "pyle in wall". Adjust the volume and you're all set.

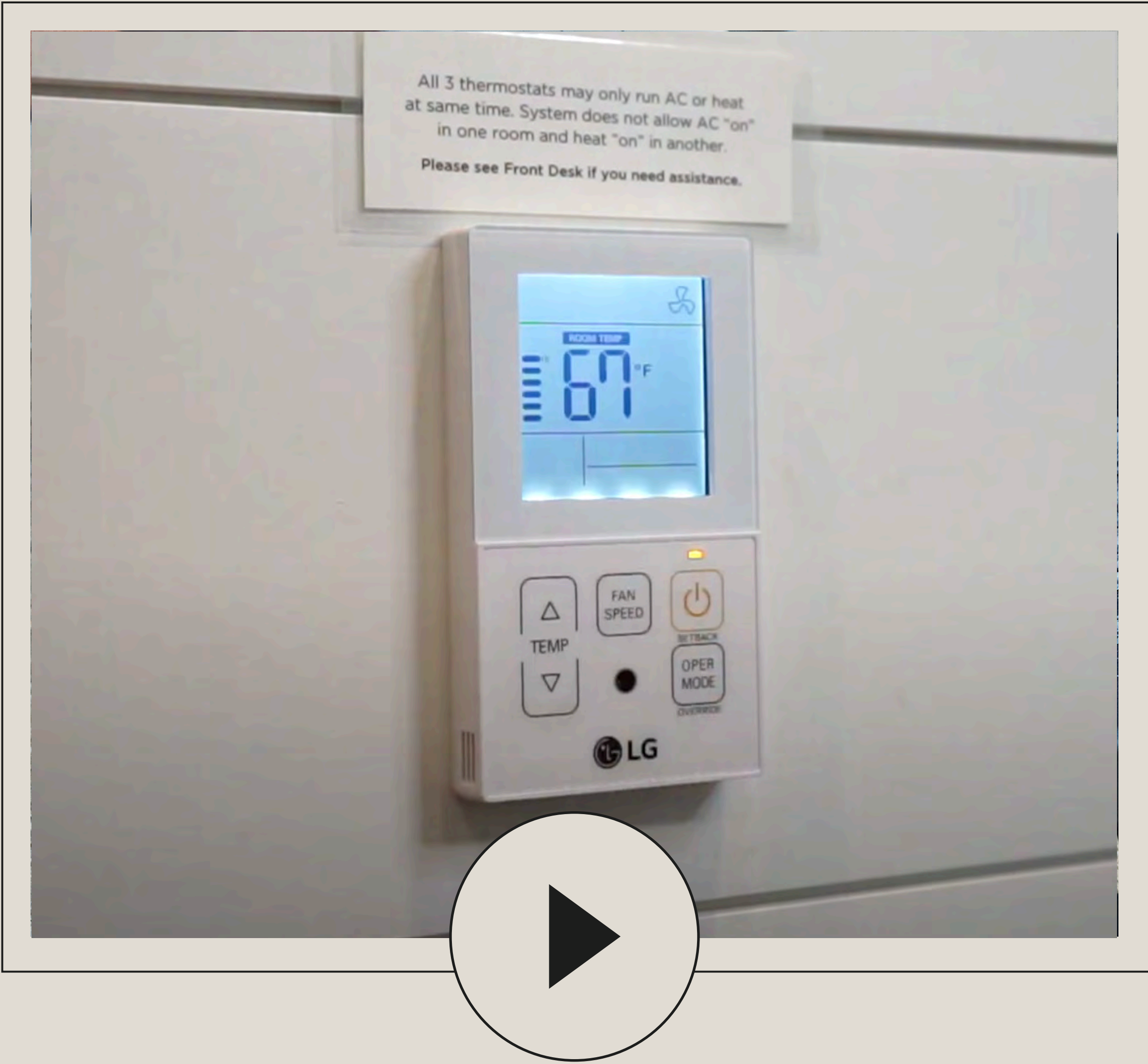
WATCH VIDEO

ACCESSIBLE SUITES

Have questions about your suite?



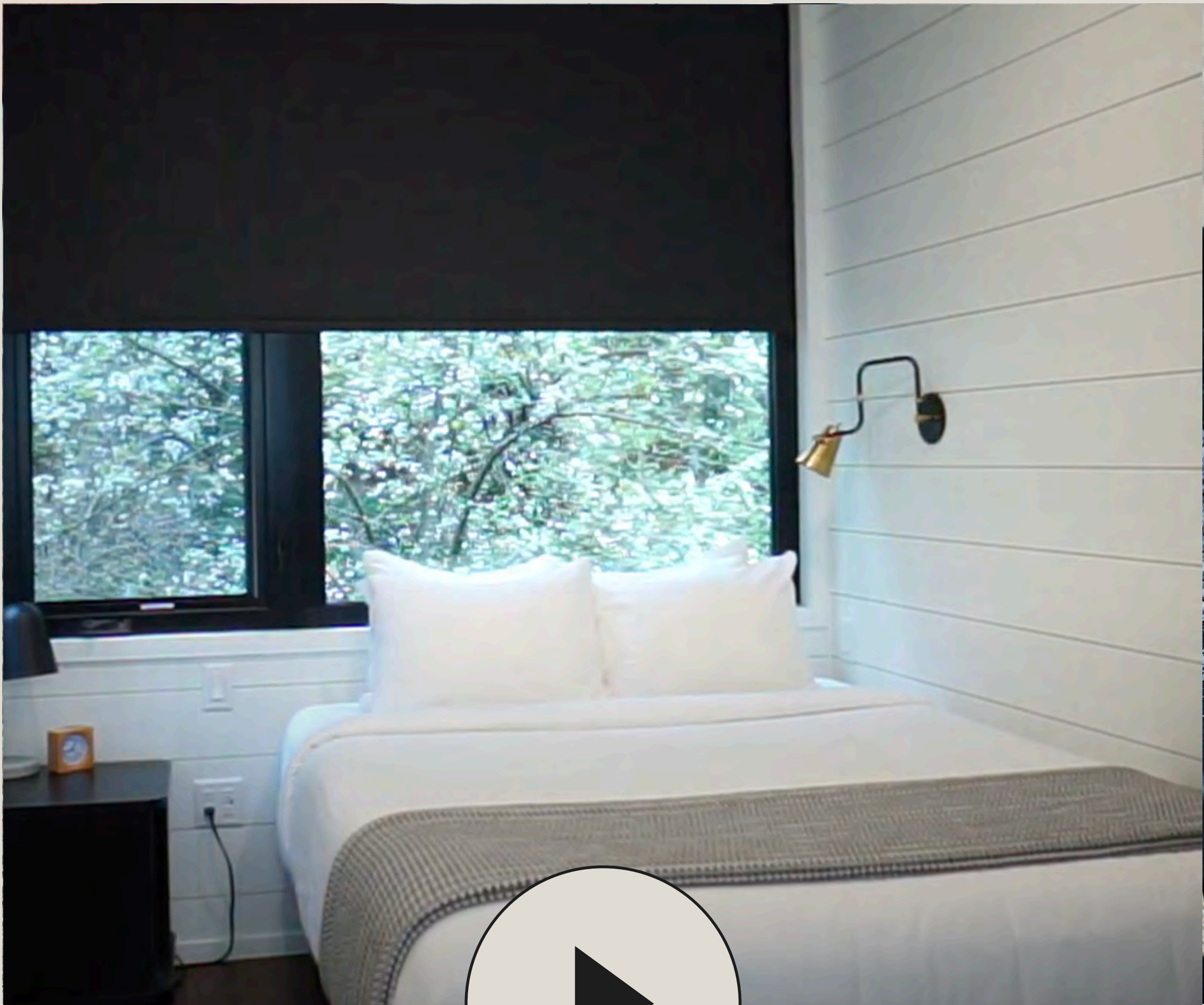
Air Conditioning & Heating



To operate the thermostat, press the large button once to “wake up” the thermostat. Use the large button to change setting to FAN or COOL for A/C, or HEAT. Adjust the temperature with the up and down arrows. To turn off, click the large button until the display shows OFF.

WATCH VIDEO

Skylight & Blinds



Your blinds and skylight cover are controlled by remotes available in your suite.

WATCH VIDEO

Cooking



Our Accessible Suite includes an electric stovetop for cooking.

WATCH VIDEO



LEAVE NO TRACE

We believe in leaving our earth better than we found it.
Help us reduce our impact by following these
Leave No Trace principles:

Plan ahead and prepare.
Travel and camp on durable surfaces.
Dispose of waste properly.
Leave what you find.
Minimize campfire impacts (be careful with fire).
Respect wildlife.
Be considerate of other visitors.

Interested in learning more about Leave No Trace?
Visit [lnt.org](https://www.lnt.org) or ask any AutoCamp Team Member.



EMERGENCY

AutoCamp team members are onsite 24 hours a day.
Visit the front desk if you have any issues.

Fire Safety

There is a fire extinguisher located in your suite. In case of fire, please use your extinguisher and notify an AutoCamp team member immediately.

Suite Security

Make sure your suite door is tightly shut and locked when you leave.

Never leave fires unattended.

Always put out fires before going to sleep.

Always keep a water bucket or fire extinguisher nearby when making a fire.

Keep flames low and remain at a safe distance from the fire.

DANGERS OF THE DESERT

STAY HYDRATED.

If you think you are becoming overheated, the best tip is to drink room temperature water.

DON'T FORGET YOUR SUNSCREEN.

Wear the highest SPF sunscreen you can find even if you have long sleeves. The sun is very intense and can burn you through your clothes.

NO CELL SERVICE IN PARK.

Once in the park, cell service does not work. There are **three emergency phones** located in the park.

DRESS IN LAYERS.

Dress in layers as the temperatures are extreme in the daytime and can drop in the evenings.

PLAN AHEAD.

Prepare well if you plan on hiking in the park. Plan your route. Tell someone where you plan on going. Set a time to be back. Always take more water than you plan on drinking. Load up on snacks. Be sure to bring layers.

For more info on weather/alerts/trails and more visit:

nps.gov/jotr/planyourvisit/basicinfo.htm

LOCAL RECOMMENDATIONS

WHERE TO EAT AND DRINK

BOO’S BAKERY

boosorganicoven.com
(760) 974-9777

NATURAL SISTERS CAFE

naturalsisterscafe.com
(760) 366-3600

**JOSHUA TREE COFFEE
COMPANY**

jtcoffee.com
(760) 974-4060

CROSSROADS CAFE

crossroadscafejtree.com
(760) 366-5414

THE DEZ

dezfinefood.com
(760) 974-9747

JOSHUA TREE SALOON

joshuatreesaloon.com
(760) 366-2250

PAPPY & HARRIETS

pappyandharriets.com
(760) 228-2222

LA COPINE

lacopinekitchen.com
(760) 289-8537

PIE FOR THE PEOPLE

slicelife.com
(760) 366-0400

SAM’S INDIAN FOOD & PIZZA

samsindianfood.com
(760) 366-9511

LOCAL RECOMMENDATIONS

EXPERIENCES AND ACTIVITIES

HIDDEN VALLEY NATURE TRAIL

Length: 1.0 mi

Difficulty: Easy

ARCH ROCK NATURE TRAIL

Length: 1.2 mi

Difficulty: Easy

BARKER DAM NATURE TRAIL

Length: 1.3 mi

Difficulty: Easy

RYAN MOUNTAIN TRAIL

Length: 3.0 mi

Difficulty: Moderate

LOST PALMS OASIS TRAIL

Length: 7.2 mi


Difficulty: Moderate

SHOW OFF YOUR TRIP

There are many iconic spots at our Joshua Tree location.

Take a photo in one of these scenic locations and tag **@autocamp** for a chance to win giveaways, receive shout-outs, and be part of our “This Week at AutoCamp” series.





Enjoy your Stay at AutoCamp Joshua Tree

Let us know if there is anything we can do
to make your stay more memorable.

A U T O C A M P
J O S H U A T R E E